

# Teaching in South Carolina During the COVID-19 Pandemic Survey Results



A survey was administered to teachers in South Carolina schools who were impacted by the physical closing of schools in mid-March of 2020 due to the COVID-19 pandemic. The survey questions aimed to learn about teachers' experiences with the transition from classroom to remote instruction during that time. The feedback will be used to inform education policy leaders and administrators of the collective experiences of teachers in serving students and to make better decisions about the reopening of school.

The survey was administered by a research team in the College of Education at the University of South Carolina (UofSC). The research team consists of representatives from Accelerator for Learning and Leadership for South Carolina (ALL4SC) funded by UofSC's Excellence Initiative; South Carolina Teacher Education Advancement Consortium through Higher Education Research (SC-TEACHER), a Center of Excellence funded by the SC Commission on Higher Education; and the Research, Evaluation, and Measurement (REM) Center. The questions were developed with the leadership and members of The South Carolina Education Association (The SCEA) and the Palmetto State Teachers Association, with input from the Center for Educator Recruitment, Retention, and Advancement (CERRA) as well as the South Carolina Department of Education.

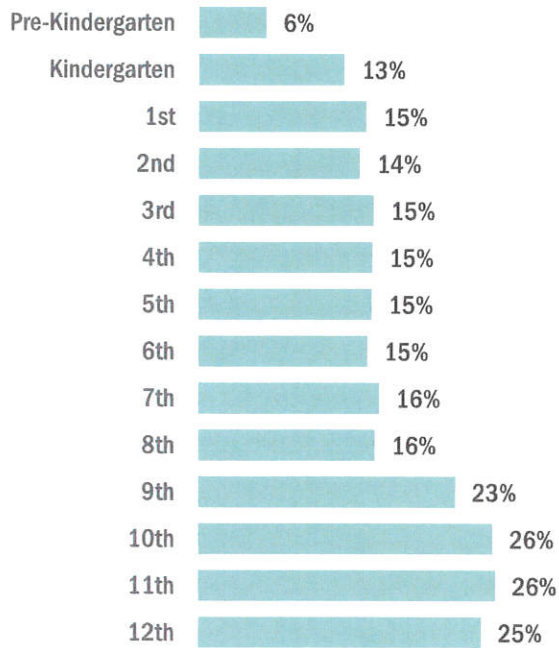
The survey was administered to South Carolina teachers from May 18 to June 3, 2020. Initial email invitations were sent to 46,168 teachers between May 18-20, 2020, and two follow up reminders were sent to those who had not completed the survey by June 2, 2020. In addition, contact information was collected from 788 teachers who had not received email invitations. Email invitations were sent to these teachers between May 26-June 3, 2020 with one follow up reminder sent to those who had not responded by June 3, 2020.

A total of 13,081 respondents initiated the survey. Those who did not proceed past the third page of the ten-page survey or responded to very few items were not included in the analysis. The results in this report are from 12,150 teachers. The number of respondents to individual survey items ranged from 9,863 to 12,140.

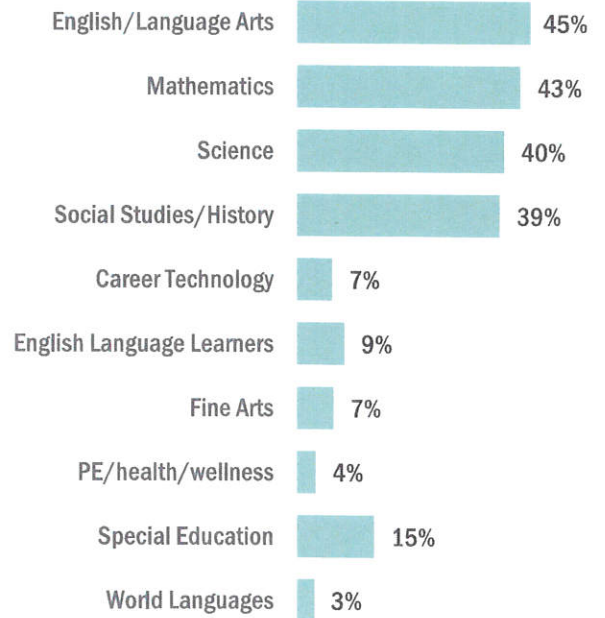
This report was prepared by the REM Center as a member of the UofSC research team. Results from the survey questions are presented in charts. For most questions with multiple items that had a common scale, the results are presented in order from greatest to least according to the total of the upper two scale categories combined.

## Demographics

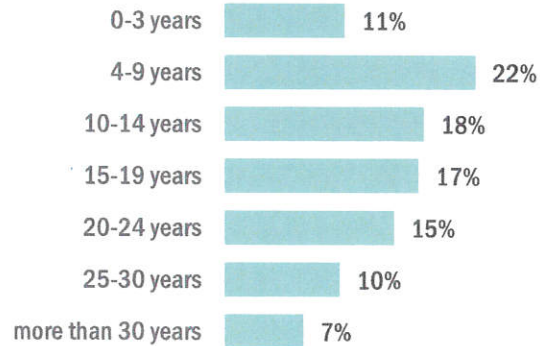
### Which grade(s) do you teach in the current school year?



### Which of the following subject(s) do you teach?

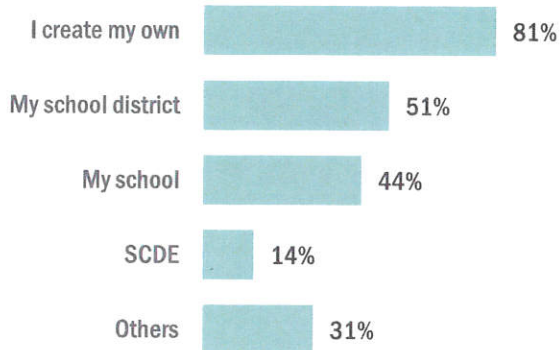


### How many years of experience do you have in teaching, including the current year?

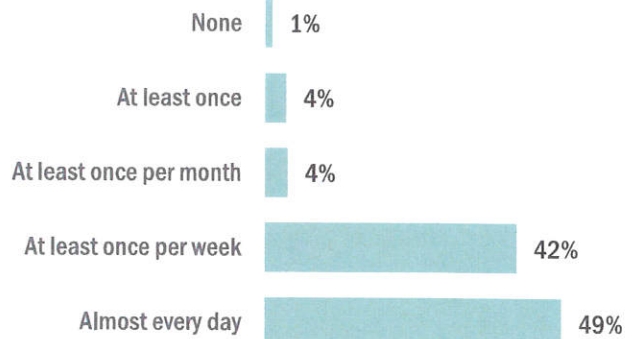


## Interacting with Students

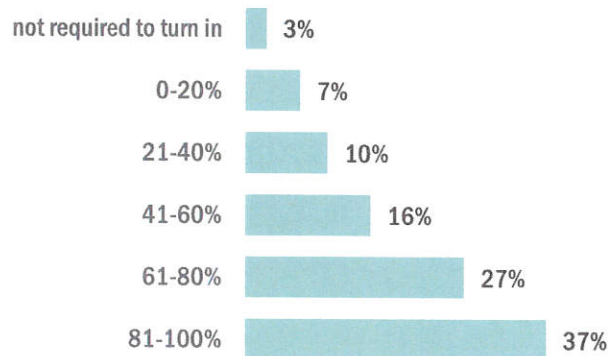
Where do you get resources to provide course content to your students for remote instruction?



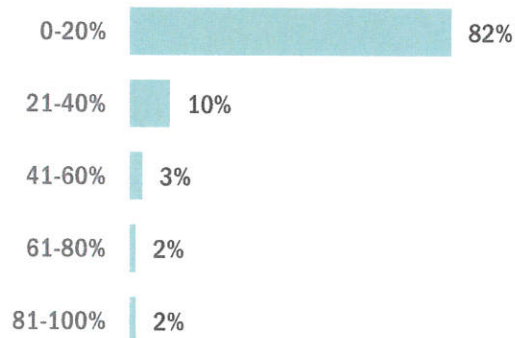
Since your school closed due to COVID-19, how often have you interacted with your students?



What percentage of your students have completed assignments since your school closed due to COVID-19?



Percentage of students that teachers have attempted and been unable to contact among the number of students they teach/serve



N	Min	Max	Mean	Median
11,978	0%	100%	11%	5%